


Measurement of inrush currents

All electronic devices contain capacitive or inductive components that can cause a disproportionately high current while switching on the device.



Typical test setup with the R&S®HMC8015 power analyzer and the R&S®HZC815 socket adapter

Your task

From an FPGA to a drilling machine, virtually every component or device requires an inrush current that by far exceeds the normal operating current. To properly design the circuitry or calculate safety-relevant components, it is essential to correctly determine these inrush currents.

T&M solution

The R&S®HMC8015 power analyzer provides seamless acquisition and realtime signal processing as well as a high dynamic range. The versatile display possibilities with the R&S®HOC151 option ensure fast and reliable results.

The internal current measurement ranges cover ± 15 mA to ± 60 A (peak). For extended current measurement ranges, the R&S®HOC152 option provides an additional sensor input. This input can be used in combination with external current sense resistors to display smaller current ranges or in combination with current probes to display larger current ranges. For example, the R&S®HZC51 current probe extends the current measurement range to ± 1000 A.

Application

Numerical view

If only the maximum inrush current is required, e.g. when determining the cable thickness, the numerical view delivers direct results. The peak value is displayed as IPPeak. If outliers are to be captured, the DUT must be switched off and on again several times. The maximum peak value is then determined using the Peak Hold function.

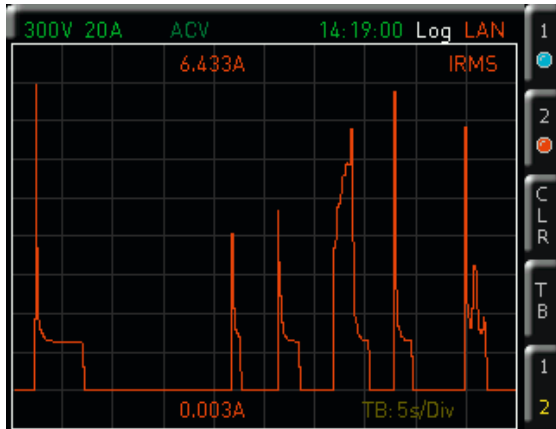


Numerical view of the measured values

The current range should be set manually to meet the expected current using the Range Up button. Autorange mode can be reactivated by holding down the Range Up button.

Trend chart view

The trend chart view shows how different the individual switch-on operations are. The characteristics of multiple switch-on operations can be recorded and compared in a simple manner.

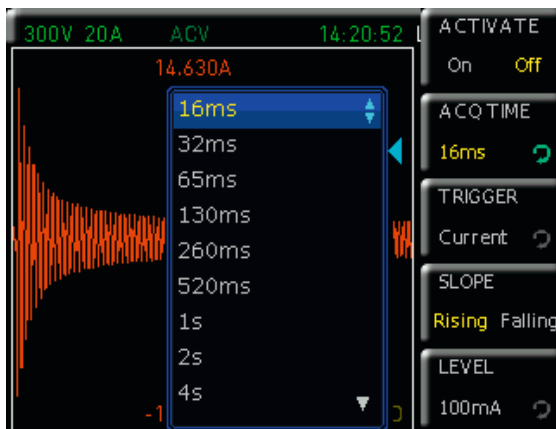


Trend chart view showing six example switch-on operations for the DUT

The measurement can be paused using the Hold button. Holding down the SAVE/RECALL button saves a screenshot to a USB flash drive.

Inrush view

The inrush view is used for more precise analysis of the switch-on operation, e.g. to determine the melting integral of a fuse. Non-compressed acquisition of up to 8192 voltage and current points is possible here. A number of trigger options are also available. The ACQ TIME button is used to adapt the recording time to the given requirements.

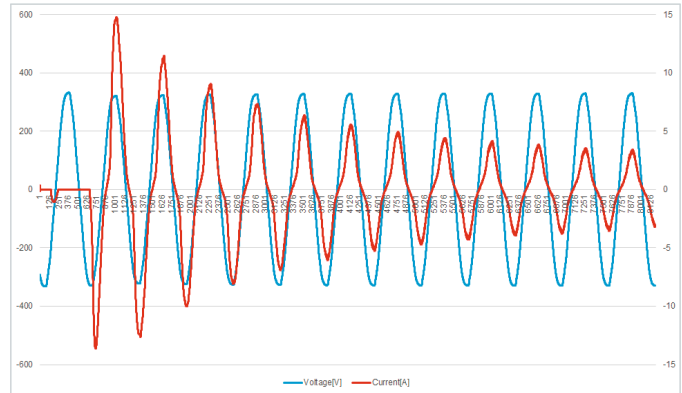


Inrush view for a drilling machine during power-up

Measurement documentation

After successful measurement, the data can be conveniently saved with full accuracy to a USB flash drive as a configurable CSV file.

The data can then be evaluated on a PC using commonly used data processing software.



Evaluation of the data, e.g. in Excel or Matlab™

Designation	Type	Order number
Base unit (incl. power cable and manual)		
Power analyzer	R&S®HMC8015	3593.8646.02
Power analyzer, with IEEE-488 (GPIB) interface	R&S®HMC8015-G	3593.8875.02
Software options		
Advanced analysis, factory direct order	HOC151	3622.0789.02
Advanced analysis, voucher upgrade	HVC151	3622.0795.02
Advanced I/O, factory direct order	HOC152	3622.3542.02
Advanced I/O, voucher upgrade	HVC152	3622.3788.02
Compliance test, factory direct order	HOC153	3622.3559.02
Compliance test, voucher upgrade	HVC153	3622.3794.02
Socket adapters for R&S®HMC8015		
Socket adapter, EU plug	R&S®HMC815-EU	3593.8850.02
Socket adapter, GB plug	R&S®HMC815-GB	3622.2246.02
Socket adapter, USA plug	R&S®HMC815-USA	3622.2252.02
Socket adapter, CHN/AUS plug	R&S®HMC815-CHN	3623.3952.02
Current probes		
AC/DC current probe, 30 A, 4 mm connectors	R&S®HMC50	3622.4690.02
AC/DC current probe, 1000 A, 4 mm connectors	R&S®HMC51	3622.4684.02



北京海洋兴业科技股份有限公司 (证券代码: 839145)

北京市西三旗东黄平路19号龙旗广场4号楼 (E座) 906室

电话: 010-62176775 62178811 62176785

企业QQ: 800057747 维修QQ: 508005118

企业官网: www.hyxyyq.com

邮编: 100096

传真: 010-62176619

邮箱: market@oitek.com.cn

购线网: www.gooxian.com



扫描二维码关注我们
查找微信公众号: 海洋仪器