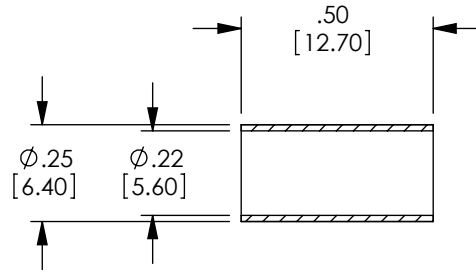
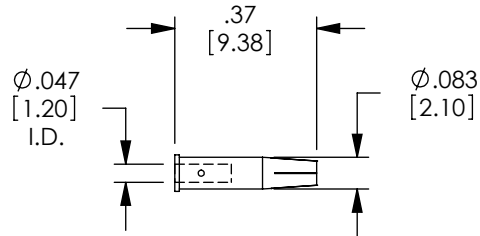


THE INFORMATION CONTAINED IN THIS DRAWING IS THE SOLE PROPERTY OF L-COM, INC. ANY REPRODUCTION IN PART OR WHOLE WITHOUT THE WRITTEN PERMISSION OF L-COM, INC. IS PROHIBITED.

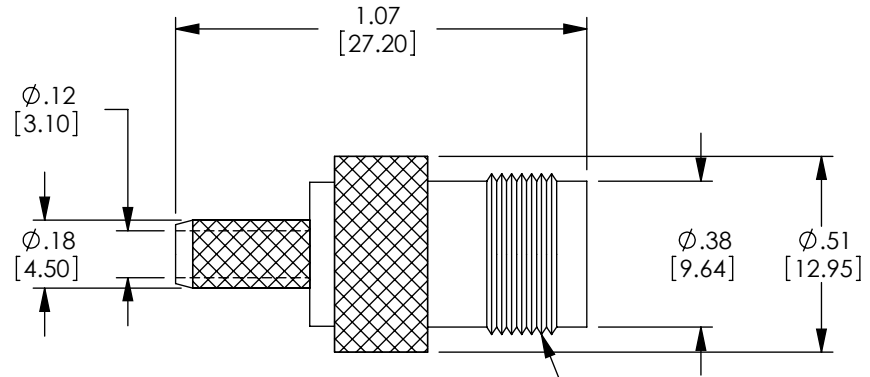
REVISIONS			
REV	DESCRIPTION	DATE	APPROVED
A	INITIAL RELEASE	4/3/09	D.GRIFFIN



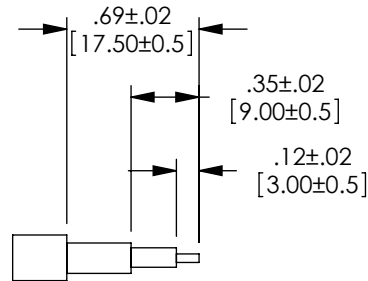
FERRULE



CONTACT



BODY



RECOMMENDED  
CABLE STRIPPING

**RoHS Compliant** ✓

NOTES:

IMPEDANCE: 50 OHMS  
APPLICATION: RG223/U  
RECOMMENDED HEX CRIMP TOOL SIZE: .213 IN [5.41mm]

ALL DIMENSIONS ARE FOR REFERENCE ONLY.  
COMPONENT SHALL BE INDIVIDUALLY PACKAGED IN A POLY BAG.

UNLESS OTHERWISE SPECIFIED, DIMENSIONS ARE IN INCHES [mm]  OVERALL CABLE LENGTH TOLERANCE: ≤12 [305] = +1 [25] / -0 >12 [305] ≤60 [1524] = +2 [51] / -0 >60 [1524] ≤120 [3048] = +4 [102] / -0 >120 [3048] ≤300 [7620] = +6 [152] / -0 >300 [7620] = +5% / -0%  ALL OTHER DIMENSIONAL TOLERANCES: .X = ±.3 .XX = ±.15  PROJECTION 	APPROVALS	DATE	 45 BEECHWOOD DRIVE NORTH ANDOVER, MA 01845	
	DRAWN BY D.FRISIELLO	4/1/09		
	CHECKED BY D.CASTRO	4/1/09	CATEGORY COAXIAL	
	APPROVED BY D.DOLCE	4/1/09	PRODUCT DESCRIPTION TNC STR FEMALE FOR RG223	
CONFIGURATION DETAILS OF UNDIMENSIONED FEATURES MAY VARY		SIZE <b>A</b>	FSCM NO. <b>43321</b>	DWG. NO. BAC553
COLOR VARIATIONS MAY OCCUR		SCALE: NONE	CAD FILE: BAC553.SLDDRW	REV. <b>A</b>
		SHEET 1 OF 1		